

Directions:


1. Cut out each card.
2. Trace the book's title.
3. Decorate each shape to make a character.
4. Staple or glue together to make a book!

(GLUE OR STAPLE HERE)

My  
Shape  
Book


(GLUE OR STAPLE HERE)

SUZY SQUARE  
IS MY NAME.  
MY FOUR SIDES  
ARE ALL THE SAME.



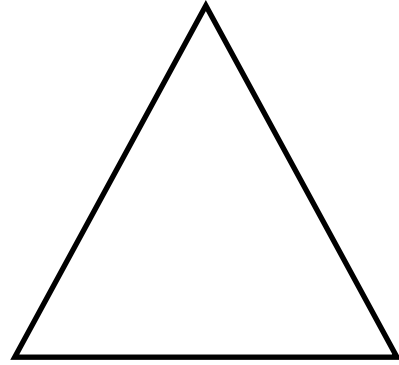
(GLUE OR STAPLE HERE)

I AM CINDY CIRCLE.  
I CAN BEND. I AM  
JUST A LINE THAT  
NEVER ENDS.



(GLUE OR STAPLE HERE)

TIMMY TRIANGLE,  
THIS IS ME.  
COUNT MY SIDES,  
1, 2, 3!



(GLUE OR STAPLE HERE)

I AM RICKY RECTANGLE.  
I'M A GOOD SPORT.  
I HAVE FOUR SIDES.  
TWO ARE LONG AND TWO  
ARE SHORT.

